

Contents

A Brief History

Equipment & Service Capabilities

Workshop Design

Alemlube Delivers

Clintons Toyota/Lexus

AIM Institute

Booth's Mitsubishi

Western Plains Automotive

Mercedes-Benz Northshore

Jefferson Automotive Group

South Morang Mazda

Kensell Kia Tamworth

John Cole Toyota

Ravaglioli Vehicle Hoists

AA Vehicle Hoists

Lubricant Management

Waste Oil Handling

Exhaust Fume Extraction

On Car Servicing

Ravaglioli Wheel Service Equipment

AA Wheel Service Equipment

Modular Workstations

Spill Containment

At Your Service

Dealership Workshop Installations

Contact Alemlube

A Brief History



Established in 1970, Alemlube now more than ever is looking for new and better ways to service the needs and requirements of automotive dealerships and the automotive industry in general.

Alemlube Automotive (a division of Alemlube Pty Ltd) is driven by the pursuit of delivering benchmark automotive workshop design, fitout, commissioning and servicing. In fact the complete workshop is what we do best.



Equipment & Service Capabilities

Following extensive consultation with you, the Alemlube Automotive team will design your new workshop maximising the available space, resulting in a practical, functional and efficient solution.

Furthermore, Alemlube Automotive will assist the architect and builder to ensure that all requirements are met in relation to power specifications and suitable locations for all relevant vehicle hoists, compressors and general workshop equipment.

Accessing an extensive range of automotive workshop equipment from the world's foremost manufacturers, Alemlube can supply, install and maintain all necessary equipment and components in addition to customised manufacturing including:

All air, oil, waste oil and water supply lines regardless of size and scope and incorporate a quality range of fluid handling equipment, for example air operated lube pumps, hose reels and electronic oil meters

Australian compliant 2 post and 4 post vehicle hoists and scissor lifts

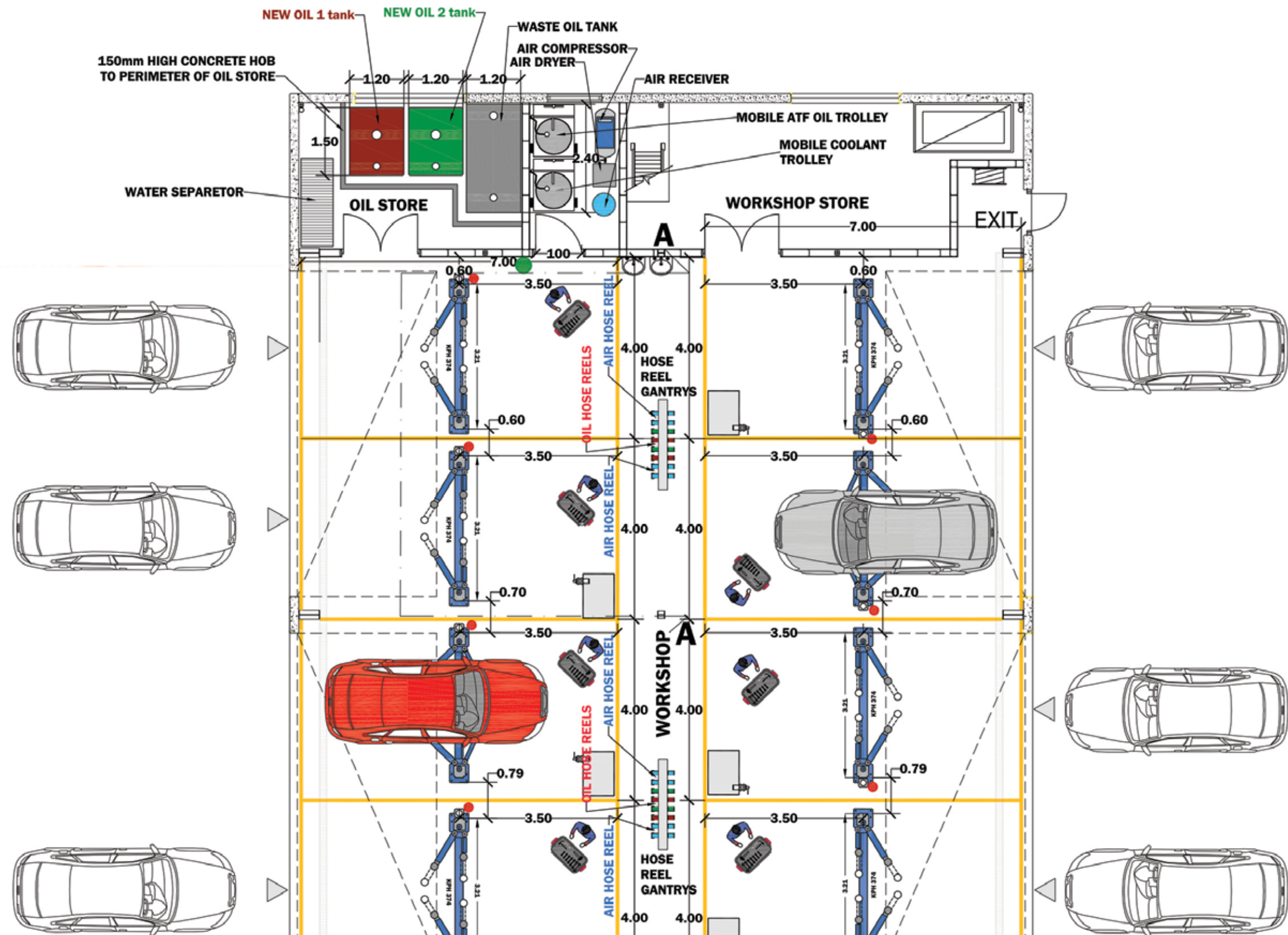
An impressive range of tyre changers, wheel balancers and wheel aligners including our new crucifix free 3D wheel aligners

Exhaust extraction equipment to service any situation from a single bay workshop to a multi-bay automotive dealership workshop

Bulk waste oil and new oil off the shelf and custom built tanks to suit specific space and volume considerations

Workshop benches and storage solutions manufactured to any specification to suit your needs and available in your corporate colour





We work with you , your architects and project managers with a dedicated focus on delivering the best possible automotive workshop in line with exacting and detailed requirements with a view to surpass your expectations.

Workshop Design



Design Consultation

Consultation takes place with all personnel involved in the operation of the service workshop facility. We come away with an understanding of the direction that needs to be followed to produce the required solution.



Layout Plans

The completed layout plan is effectively a working drawing to hand over to the builder, electrician, plumber etc. and the plan indicates to you exactly what Alemlube Automotive proposes to successfully fitout and deliver your fully operational service workshop.



Visual Presentation

A CAD rendering of your new workshop can be provided to give you a full colour representation of the proposed new or updated service facility.

Alemlube's specialist CAD engineer leaves nothing to the imagination and can work with you on all creative workshop design and equipment aspects.



“ ”

The complete workshop is what we do best. You can trust the design, supply of equipment, installation, commissioning and servicing of your workshop equipment to the dedicated team of Alemlube professionals.

Alemlube Delivers



Premium Equipment

The range & diversity of vehicle hoists, wheel service equipment, greasing equipment, drum pumps, hose reels, lubrication systems, waste oil management equipment, spill containment products and general workshop equipment is reliable, dependable and fully backed by Alemlube project managers, service technicians and qualified tradesmen who have extensive experience in the automotive industry.



Complete Supply Lines

All air, oil, and water supply lines regardless of size and scope are planned, designed and installed by Alemlube's own highly qualified technical fitters.

Products are delivered in the most efficient way to each service bay along the strategically placed network of pipes and fittings ensuring accurate supply.



Installation & Commissioning

The Alemlube Automotive team of professional technicians has vast industry experience and equipment installation skills second to none.

Once installed, all equipment will be tested & commissioned, followed by technician training.





Clintons Toyota/Lexus

Alemlube was instrumental in achieving this state of the art service facility, literally from start to finish and continues to provide ongoing equipment requirements and maintenance support to Clintons Toyota/Lexus.

One key objective was to conceal all pipework rather than a network travelling along walls and suspended from ceiling brackets. This objective was achieved with great success.

Equally important was working with architects and project managers focusing on delivering the best possible outcome in line with exacting specifications and requirements.





“ ” Peter Roughly, Head Trainer commented: Our aim was to provide the most comprehensive workshop environment to ensure that our trainees received the best possible opportunity for developing their skills and mechanical knowledge to the highest possible level utilising up to date, reliable workshop equipment.

AIM Institute


Alemlube Automotive was invited to submit a scope of works including workshop equipment supply and installation for a new Automotive Technology training facility located in Fyshwick, ACT.

AIM Institute of Health & Sciences is a registered training organisation and takes pride in the quality of courses and services it offers, providing innovative workplace training in the Australian Capital Territory.

The AA equipment list included hoists, hose reels, tyre changer, wheel balancer, wheel aligner, waste oil drainer and diagnostic equipment creating the ideal workshop environment for today's proactive, aspiring automotive professionals.



“ ” And Helen Stig, RTO Manager said: Alemlube has facilitated this ideal. Furthermore, working with Alemlube's Workshop Equipment Sales Manager and Alemlube's workshop equipment fitout team, we have achieved an outstanding result in creating a fit for purpose, premium, state-of-the-art automotive workshop.




As one of the first dealership service departments to test Alemlube's 12V battery operated wheel lift, Booth's Mitsubishi is always striving to keep current and stay ahead of the game.

Booth's Mitsubishi

The original business, EJ & WA Booth, commenced trading as a petrol retailer and service station on 1 September 1939, 2 days before WW11 was declared, at 253 Mann Street Gosford NSW Central Coast.

Now known as Booth's Motor Group Tuggerah and incorporating a Hyundai dealership, the company has built its reputation on providing quality cars and quality service to the people of the Central Coast NSW for over 80 years.

Mitsubishi Motors Australia has a network of more than 200 authorised service centres around the country. Booth's Mitsubishi along with Alemlube's first class workshop equipment sets the standard on NSW Central Coast.





“ ”

We use state of the art servicing equipment from Alemlube, manufacturing technology and world class quality control systems to ensure vehicle safety, performance and customer satisfaction.

Western Plains Automotive

For more than thirty years the friendly staff at Western Plains Automotive have been selling and servicing New and Used vehicles in Dubbo NSW and surrounding area.

The business employs more than fifty local people who are dedicated and committed to their roles, some of whom have been with Western Plains Automotive since it first opened its doors.

Alemlube's products feature significantly across several workshops servicing Mitsubishi, Mercedes-Benz, Nissan, Honda, Mazda and GWM Haval vehicles.



Sourced from leading international automotive equipment manufacturers, Alemlube vehicle hoists, hose reels, new and waste oil management and exhaust extraction systems facilitate reliable servicing outcomes.



Mercedes-Benz Northshore

The Mercedes-Benz Northshore Service department located in Artarmon NSW follows the Mercedes-Benz Australia/Pacific corporate goal of striving to "uphold a culture of excellence in everything that we do".

Alemlube was invited to be part of the new Artarmon service centre by supplying and installing world class lubricating products to ensure that each and every vehicle being serviced received the best and most efficient means of maintenance available.

Oil storage, distribution system oil pumps, hose reels and oil control valves manufactured by Samoa in Spain all contribute to providing the well-known and expected Mercedes-Benz excellence.



The Jefferson Automotive Group has been operating for over 40 years and has grown to be one of Melbourne's largest and most successful family owned automotive dealership groups.

Jefferson Automotive Group

Alemlube has a long and successful relationship with the Jefferson Automotive Group supplying and installing workshop systems and equipment across several sites.

Dedicated supply lines designed to service multiple bays, Ravaglioli vehicle hoists & wheel service equipment, Samoa oil pumps, Samoa hose reels to dispense air, water, oil and other fluids, Alemlube Automotive vehicle lifts and wheel service equipment - all part of the fitout projects delivered by the Alemlube Workshop Equipment & Fitouts team.



“ ”

We may sell over 11,000 vehicles, service more than 65,000 vehicles and supply parts and paint to over 2000 trade customers a year ... but it is how we treat our guests, how we play our part within the community and remain a family owned and run business that we are most proud.



South Morang Mazda is very happy with the installation and back up service provided and already have plans for additional hoists to be installed as the business and vehicle servicing is rapidly expanding.

South Morang Mazda

Alemlube was asked to provide a full workshop fitout for a new Mazda Dealership in the fast growing region of South Morang in Melbourne's Northern Suburbs.

This new service facility would support and sustain this growing region and be at the forefront of servicing for their customers for years to come.

Pierre Caruana (Dealer Principle) required a one stop shop for all his workshop equipment & fitout needs and asked us to deliver a technically advanced workshop which would utilise the space available, deliver positive returns from day one and be recognised by clients, and the industry, as a show piece facility in Australia.



“ ”

Ravaglioli 2 post hoists and in ground scissor lifts facilitate an extremely flexible and productive workshop. A highly reliable oil reticulation system distributing 3 oils throughout the workshop is complimented by custom made bulk oil tanks and Samoa air operated oil pumps at one end, and Samoa digital metering dispensers coupled to the Samoa enclosed hose reels at the other.




“ ”

The dealership can also be proud to have employed two apprentices each year. It's all evidence that Kensell Kia is committed to the motor industry and Tamworth.

Kensell Kia Tamworth

Kensell Kia started with humble beginnings back in 1923 and has been part of the fabric of Tamworth, NSW ever since.

A family business spanning three generations, Kensell Kia embraces the sense of family that hasn't been limited to blood either. The service division is proud to have employees racking up in some cases over 40 years of service.



“ ”

Alemlube supplied and fitted the best possible vehicle hoists in the corporate colour requested and installed banks of Samoa hose reels exactly as specified. the new workshop is functional, well designed and is producing increased levels of efficiency and profitability.



“ ”

The John Cole Toyota project had a unique and particularly strong focus on workshop furniture, it was critical to the end user that design, functionality and appearance integrated into the overall design and colour scheme of the workshop seamlessly.

John Cole Toyota

This project set the stage for an unprecedented level of engagement from not only the Alemlube Drafting and Design Team but with our overseas suppliers who worked hand in hand with Alemlube on many different configurations, textures and durability aspects of the workshop furniture designs.

Ultimately a hybrid-modular design was accepted by the client which comprised Italian made furniture modules located within interchangeable connecting bench top structures manufactured here in Australia.

Designing an oil delivery system with all the usual points such as isotherms, viscosity and distances produced a high quality stainless steel oil delivery network covering just over 1000m² of workshop area and dispensing 4 oil types in 5 separate locations.



“ ”

Our involvement was topped off with a world leading Chicago Pneumatic compressor, ensuring that the tyre changers and Samoa pumps keep going and that the oil doesn't stop flowing!




Ravaglioli Vehicle Hoists

Alemlube proudly represents the Italian brand Ravaglioli S.p.A. in Australia and New Zealand as it is Europe's leading manufacturer of vehicle hoists and among the best in producing wheel service equipment.

The range of Ravaglioli products available from Alemlube includes two post electro-mechanical hoists (3.2t, 4t and 5t), a 4t electro-hydraulic baseless hoist, four post electro-hydraulic hoists (4t, 6.5t, 8t 12t 14t 20t and 24t), scissor lifts, low, mid and full rise, mobile column lifts and jacking beams.





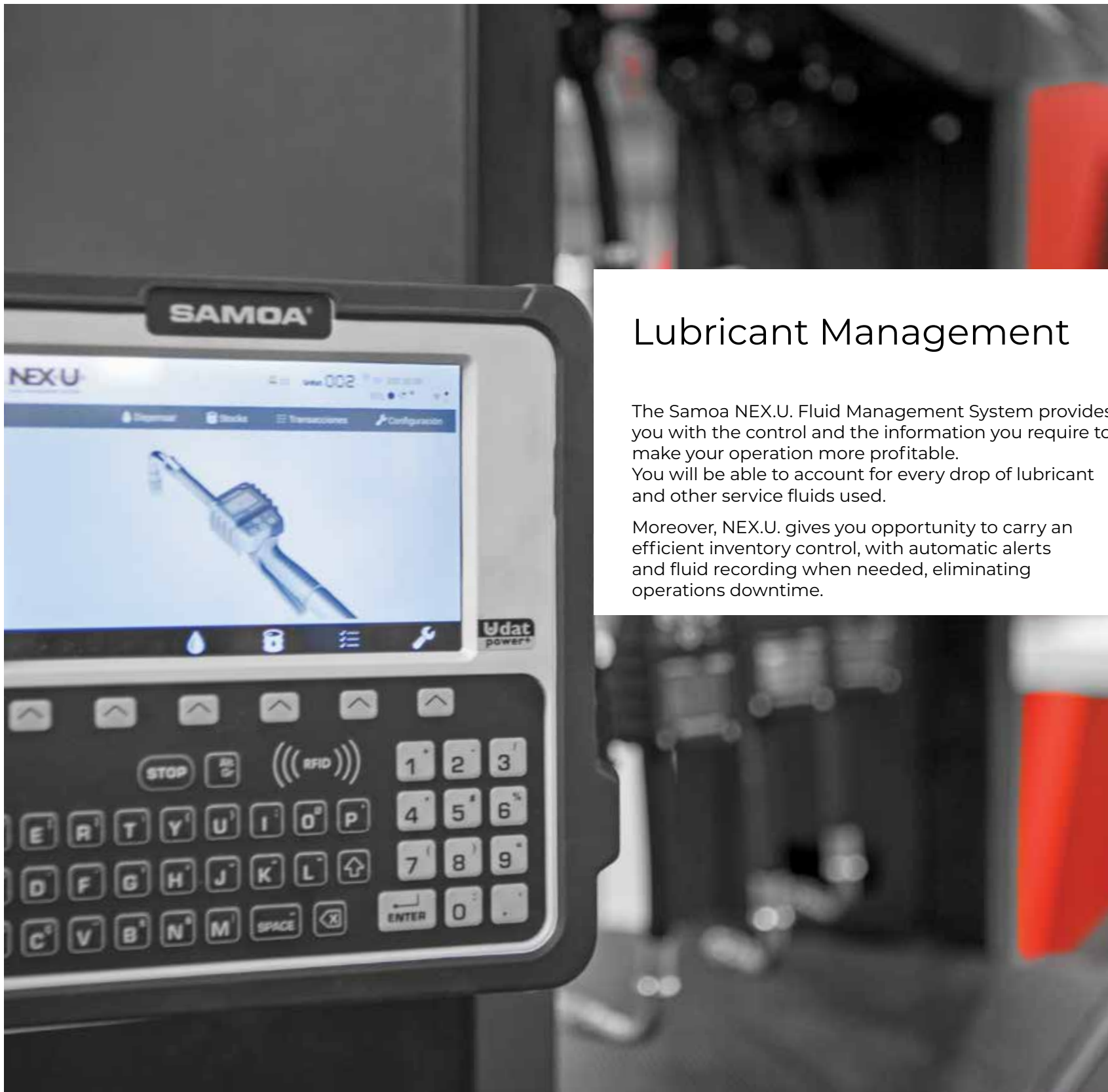
AA Vehicle Hoists

Alemlube Automotive (AA) vehicle hoists are designed to provide valuable assistance in day-to-day automotive workshop operations, at the right price.

Manufactured by leading international manufacturers of automotive lifts, the Alemlube Automotive range is backed by decades of experienced technical research and development.

Each Alemlube Automotive hoist is controlled by an aluminium motor to prevent overheating and offers high quality and reliable performance.





Lubricant Management

The Samoa NEX.U. Fluid Management System provides you with the control and the information you require to make your operation more profitable. You will be able to account for every drop of lubricant and other service fluids used.

Moreover, NEX.U. gives you opportunity to carry an efficient inventory control, with automatic alerts and fluid recording when needed, eliminating operations downtime.



Storage

Alemlube manufactures and installs oil storage tanks and bench storage tanks to any specification, size and capacity applicable to your unique requirements and situation.

All tanks manufactured are industry standard compliant and are designed, installed and commissioned according to and in respect of vital regulations.



Distribution

Alemlube distributes Samoa oil pumps, arguably Europe's most reliable.

Pumps can be mounted directly onto drums or tanks or fixed to a wall. The pump type and its pressure ratio will depend on the fluid distribution line length and diameter, the fluid viscosity, the number of outlets and the flow requirements.



Dispensing

Designed for maximum durability and long life performance, Samoa metered oil control valves are extensively and rigorously field tested for reliable performance in all situations.

The meter powered by 2 AAA batteries is factory calibrated and can be re-calibrated for increased accuracy.

The display with batch, resettable totaliser and permanent totaliser functions facilitate better control of lubricant use.



Usage & Data Control

The Samoa NEX.U. Fluid Management System provides you with the control and the information you require to make your operation more profitable. You will be able to account for every drop of lubricant and other service fluids used.

Moreover, NEX.U. gives you opportunity to carry an efficient inventory control, with automatic alerts and fluid recording when needed, eliminating operations downtime.

NEX.U. is suitable for almost any lubricant usage or size of operation and quickly pays for itself. Once paid for, savings go right to your bottom line in the form of profit, profit previously lost.



Waste Oil Handling

Alemlube supplies all necessary equipment for the safe, clean and efficient management of waste oil from cars, light commercial and commercial vehicles.

Mobile waste oil drainer/evacuators, fixed hose reels and diaphragm pumps have been specifically designed & manufactured for the collection of motor oil, gear oil and other non-aggressive automotive oils.



Samoa Waste Oil Drainer/Evacuators

Designed, engineered & manufactured in Spain, Samoa waste oil drainer/evacuators are equipped with 20L capacity drain bowls and holding tanks capable of storing up to 100 litres of waste oil.

In addition to gravity collection, models are also available with a pneumatic vacuum pump for extracting through the vehicle dipstick tube with an appropriate adaptor.



Alemlube Waste Oil Drainer/Evacuators

The Alemlube range of waste oil drainers feature a holding tank capacity of 80L with a catchment bowl capacity of 20L.

Capturing waste oil from transmissions, diffs and crankcases, the Alemlube drainer/evacuators feature height adjustable drain bowls and a pneumatic safety relief valve calibrated at 14psi.



Waste Oil Hose Reels

Samoa hose reels, recognised world wide are known for their premium design, dependability, reliability and versatility.

Available for high, medium and low pressure applications, the reels are suitable for air, water, oil, antifreeze, windshield wash fluid and are manufactured to provide superb corrosion resistance and reliable performance.



Waste Oil Pumps

Alemlube stocks an air operated diaphragm pump suitable for any workshop requirement.

The most commonly installed, 1/2", 3/4" and 1" models are designed for the transfer of new oils, waste oil, hydraulic fluids, diesel fuel, antifreeze and waste water.

Once full, a waste oil drainer/extractor can be discharged either by using a remote pump through a hydraulic type connector fitted to the bottom of the unit, with a piston pump attached to the unit, or by pressurising the unit reservoir (3.5psi maximum) with a tyre inflator.



Exhaust Fume Extraction

The advent of higher revving engines and diesel engine vehicles requiring dyno service work, an increased focus by employers on the well-being and working conditions of their team and OH&S issues have combined to generate a heightened awareness of the need to provide mechanics with a cleaner and healthier working environment.



Rail Fume Extraction Systems

The Worky GMR Series of exhaust extractors with spring rewind flexible hose extension and retraction, manufactured in Italy, operate with the aid of channel rails suspended from the workshop ceiling. Mobile operation is possible creating far greater versatility and efficiency.



Wall Mounted Fume Extraction Units

The Worky GMS Series wall mounted exhaust extractors have been designed specifically for a single work space and are supplied complete with a fan and 75mm diameter hose, 5m in length.

Requiring very little installation space, after use the flexible hose can be stored safely on the supplied wall bracket.



Mobile Exhaust Extraction Equipment

WORKY has developed a range of mobile fans for extracting exhaust fumes from the work area without having to provide a permanent installation.

Specific units are available for cars, vans, trucks and motorbikes.



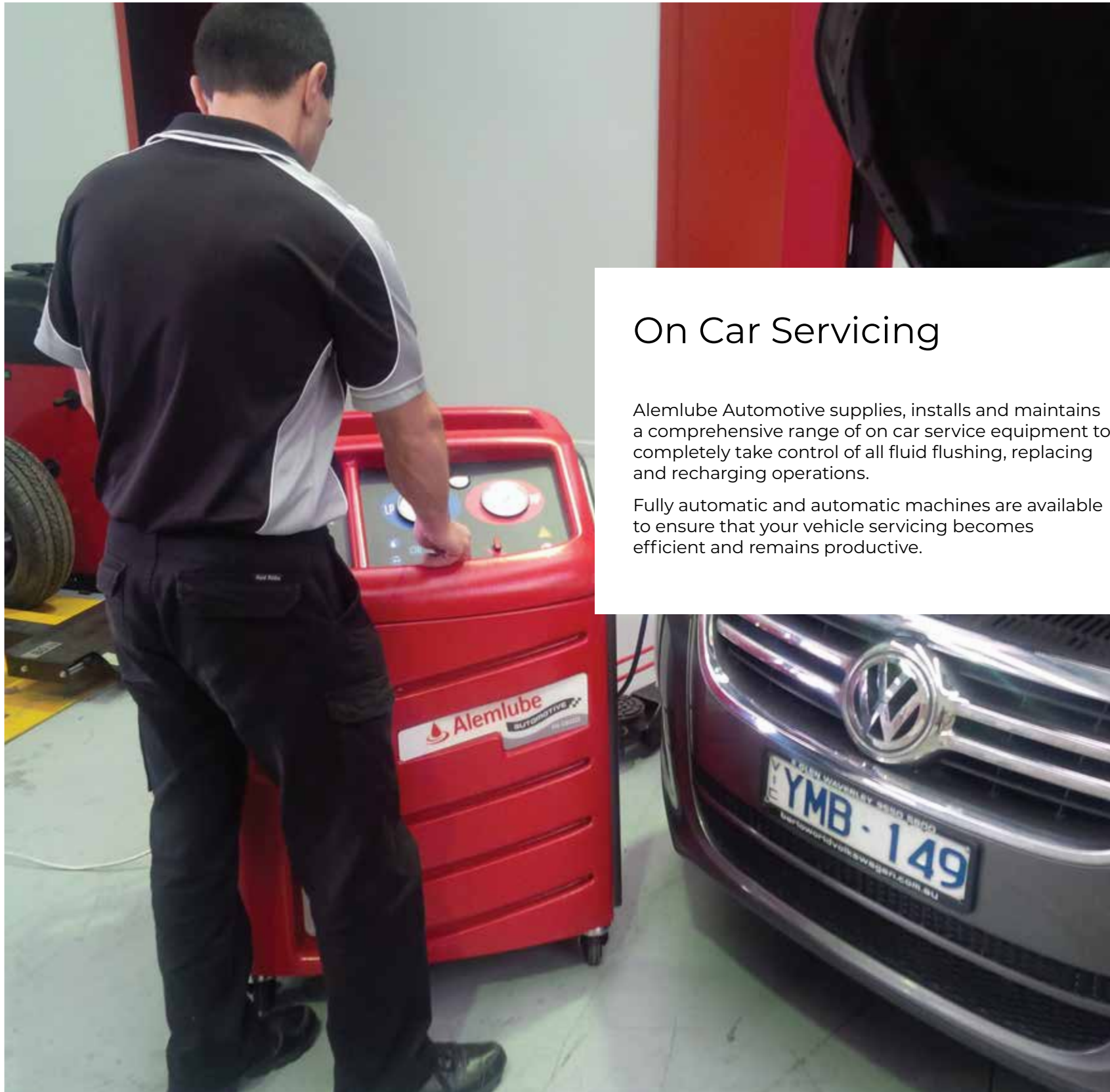
Extraction

All exhaust fume extraction systems that have not been mounted on wheels can be considered to be fixed systems, i.e. systems that require an installation for extracting fumes from the work area and expelling them into the atmosphere.

Fumes must always be ejected into the atmosphere because it is not possible to filter the toxic and cancerogenic gases produced by the internal combustion engine.

Workshop Managers can choose a system that best suits their specific application with single extractor stations, centralised installations, fixed, mobile, wall or floor mounted systems available.

Italian design and high functionality blend together to give life to a range of products that puts the workers' safety first.



On Car Servicing

Alemlube Automotive supplies, installs and maintains a comprehensive range of on car service equipment to completely take control of all fluid flushing, replacing and recharging operations.

Fully automatic and automatic machines are available to ensure that your vehicle servicing becomes efficient and remains productive.



ATF Exchangers

Replacing up to 99% of a vehicle's transmission fluid, Alemlube Automotive ATF exchangers automatically complete ATF exchange in around 15 minutes.

Ideal for workshops undertaking a lot of work on late model vehicles without dipstick capability these machine allow self servicing without tying up a qualified mechanic.



Coolant Exchanger

The AA47042AN completely exchanges radiator coolant in less than 5 minutes.

Supplied standard with adaptors to suit most vehicle radiators, no electrical power is required and the machine can also be utilised to flush a radiator system and to conduct pressure and vacuum tests.



Power Steering & Fluid Exchanger

Designed to clean, flush and replace power steering fluid, the Alemlube Automotive AA47010N1 with multi-fluid capability, provides a quick and easy changeover between different power steering fluid types.

The clear two-channel hose provides perfect new versus used fluid visibility.



Air Conditioning Stations

The Alemlube Automotive air conditioning stations represent leading edge Italian technology.

Engineered to maximise the efficiency of all automotive air conditioning systems, each unit is easy to use and operates extremely efficiently by performing the process within 20 minutes.

Its one thing to supply equipment to the automotive service industry, its another to provide back up service, maintenance and repairs for your capital investment to ensure maximum productivity. That ongoing support is as important to Alemlube as is the initial supply and installation of your equipment.



Wheel Service Equipment

Ravaglioli

Alemlube imports premium quality wheel service equipment from Ravaglioli in Italy, one of the world's highest ranked automotive equipment manufacturers.

Whether you own and operate a small workshop or manage a large dealership, Alemlube has the right equipment to suit your business needs and offers free, no obligation advice to assist your decision making process.



Ravaglioli Tyre Changers

The RAV tyre changer range includes automatic leverless tyre changers, racing tyre changers, automatic tyre changers, semi-automatic tyre changers, tyre changers for bikes and trucks and leverless models.



Ravaglioli Wheel Balancers

Your choice of Ravaglioli wheel balancers includes entry level models suitable for low volume users, electronic wheel balancers with a large flat screen suitable for large tyre dealers and professional workshops, and truck wheel balancers for use in the transport industry.



Ravaglioli Wheel Aligners

A comprehensive list of genuine European wheel aligners is available from Alemlube for both passenger and commercial vehicles.

Featuring Bluetooth and infra-red technologies, the advanced wheel aligner range also includes a combined truck and car wheel aligner for workshops performing alignments on a wide scope of vehicles.



RAVTD8060TWSR/Varcombo

Ravaglioli has uniquely combined truck and car wheel aligning technology into this versatile and extremely accurate machine that takes up minimal space in your workshop.

Complete with all accessories the 'Varcombo' encompasses all the high tech functions necessary to deliver fast & productive results.

A very distinct and unique advantage of purchasing passenger and commercial vehicle wheel service equipment from Alemlube is the installation, service and support network coupled to an extensive spare parts and accessories inventory.



Wheel Service Equipment

Alemlube Automotive

Alemlube Automotive tyre changers, wheel balancers and wheel aligners are manufactured by The Shanghai Balance Automotive Equipment Co., a specialist with more than 16 years experience in researching, developing and manufacturing automotive wheel service equipment.



AA Tyre Changers

The Alemlube Automotive range of tyre changers includes automatic tilt back with helper arm, semi-automatic swing arm, 24" tilt back, 24" tilt back with helper arm and 26" tilt back with helper arm models.



AA Wheel Balancers

AA wheel balancers are suitable for use with passenger cars and light commercial vehicles.

Automatic features such as mode selection, start/stop when the hood is lowered/raised, distance & wheel diameter measuring and brake lock for accurate positioning of weights on various models and deliver high levels of performance.



AA Wheel Aligners

Two Alemlube Automotive CCD car & light commercial vehicle wheel aligners are available, one commercial vehicle wheel aligner complete with laptop make up the range.

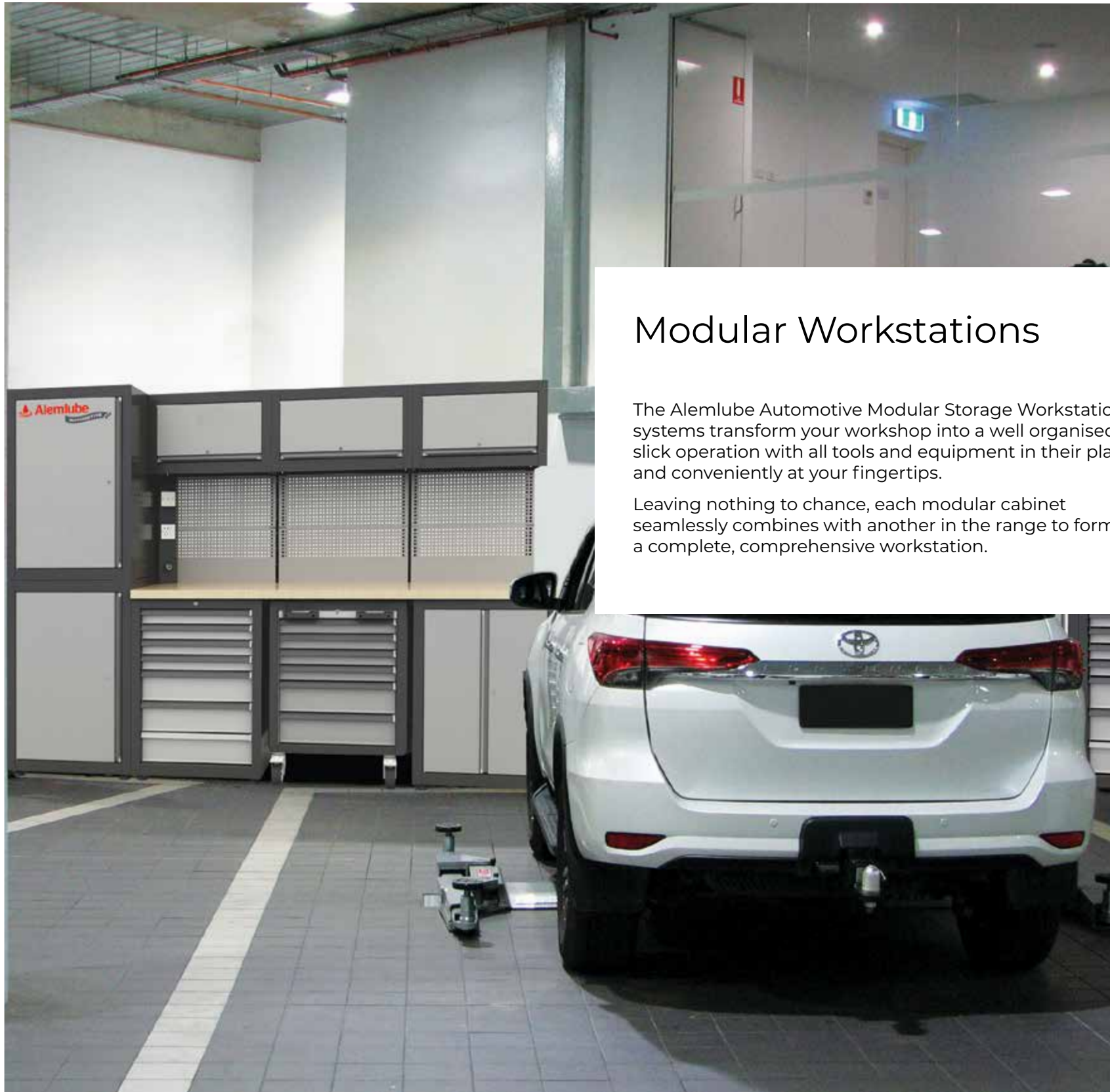
Infra-red transmission among measuring heads and Bluetooth transmission between measuring heads and the control unit with diagnostics visible on a 24" display.



Bluetooth Transmission

Infra-red transmission among measuring heads and Bluetooth transmission between measuring heads and the control unit with diagnostics visible on a 24" display.

Alemlube undertakes a comprehensive pre-delivery service prior to supplying your new wheel service equipment and as part of our support offer Alemlube provides onsite training for your team when required or requested.



Modular Workstations

The Alemlube Automotive Modular Storage Workstation systems transform your workshop into a well organised, slick operation with all tools and equipment in their place and conveniently at your fingertips.

Leaving nothing to chance, each modular cabinet seamlessly combines with another in the range to form a complete, comprehensive workstation.

“ ”

Making things easy, Alemlube Automotive supplies 3-cabinet, 4-cabinet and 6-cabinet combinations for instant installation. Each one expandable to any number of cabinets side by side. Completely modular and transportable, the Alemlube Automotive modular workstations can easily be re-located to another workshop bay or a new site.



AA777300

The AA777300 3-Cabinet Workstation is a complete combination of cabinets as shown above and is available for immediate installation by the Alemlube Automotive Workshop Equipment & Fitout team, no waiting for a custom built option.



AA777400

Above all, the ability you now have for all the bays in your workshop to look the same with all the same facilities is a productivity plus and a consistency of installation that projects a professional, industry leading image.



AA777600

Equipped with power inputs to charge your scan tools, impact wrenches, work lights, tablets and mobile phones, data connection points have also been conveniently located.

No matter which combination of modular units installed, the benefits of these time saving facilities are endless.



Workshop Furniture

Transform your workshop with innovative, award winning furniture used by the world's leading automotive brands.

Luxury, versatile storage & workbench solutions have been designed to integrate seamlessly and upscale workshop efficiencies.



Spill Containment

Alemlube stocks a range of 100% recyclable polyethylene spill containment systems to help you maintain a safe, clean and compliant workplace.

All spill containment units and ramps have excellent chemical resistance, cannot rust or corrode and are compatible with most forklifts and pallet trucks.



Safety Control

Choosing the right spill containment product for your application ensures that spill incidents are controlled.

In the advent of a spill overall clean-up costs and risks of safety hazards can be minimised.



Maximise Drum Storage

Drum racks & spill containers are ideal for containing leaks and spills while storing stacked drums or when decanting liquids.

In addition to keeping the workplace clean and safe, the captured liquid can be disposed of in the correct manner thus protecting the environment.



IBC Spill Protection

Available in single and double IBC variants, these user friendly spill containers allow the user to position an IBC off the ground for ease of decanting and facilitate spills containment that can easily occur.

Forklift and pallet truck compatible, Alemlube IBC spill containers are a must for all workplaces.



Easy Access Ramps

Alemlube spill container modular ramps are universal access ramps designed to attach seamlessly to Alemlube's full range of modular workfloors and spill containment units (except IBC spill containers).

Easily handled and positioned by one person, the range of modular ramps and ramp blocks have a slip resistant texture and accommodate most trolley widths.



For us, design is much more than just the way something looks, it's also how it feels and how it works. It's a combination of these things which help shape how customers interact with our products.

At Your Service



With experienced teams of vehicle hoist technicians, Alemlube can provide you with all your vehicle hoist installation and service needs. We can assist with all brands of vehicle hoists with access to spare parts and any technical requirement.

As the exclusive distributor of the Ravaglioli range of vehicle hoists, Alemlube is one of the only companies to have support for its own product range with its own technicians. Other companies in this field are reliant on external contractors.

An Alemlube 26-point Hoist Inspection Certificate is provided for your records on the completion of each service (an OH&S requirement), and a sticker will be affixed to your vehicle hoist as a reminder of the next service due date.

Alemlube's annual service schedule will record your servicing to ensure that all your vehicle hoist servicing requirements are met.

No vehicle hoist installation or servicing job is too large or too small, and with a comprehensive stock of spare parts you can be confident of expert backup to keep your hoists in peak operating condition.

To ensure that your workshop equipment is kept in peak operating condition, Alemlube will **DOUBLE THE WARRANTY** when equipment is installed & serviced by Alemlube technicians.

Dealership Workshop Installations



Contact Alemlube

Head Office

22 Green Street Brookvale NSW 2100
Phone: 02 9938 2999
Fax: 02 9938 6605

Automotive Head Office

57-61 Smeaton Ave Dandenong VIC 3175
Phone: 03 8768 8011
Fax: 03 8787 8266

New South Wales/ACT

8 Grevillea Street Eastern Creek NSW 2766
Phone: 02 9677 1555
Fax: 02 9675 1155

Queensland/PNG

75 Kabi Circuit Deception Bay QLD 4508
Phone: 07 3204 9166
Fax: 07 3204 1224

Victoria/Tasmania

57-61 Smeaton Ave Dandenong VIC 3175
Phone: 03 8787 8288
Fax: 03 8787 8266

Western Australia

9 Kalinga Way Landsdale WA 6065
Phone: 08 9302 4199
Fax: 08 9303 2095

South Australia/NT

3A Nucera Court Greenfields SA 5107
Phone: 08 8241 7111
Fax: 08 8241 7011

New Zealand

Unit 1/43 William Pickering Drive
Albany Auckland NZ
Phone: 64 9 447 1007
Fax: 64 9 447 1008



